

MACH ALLIANCE

2023 ANNUAL RESEARCH

Businesses see MACH as a **response** to economic **volatility.**

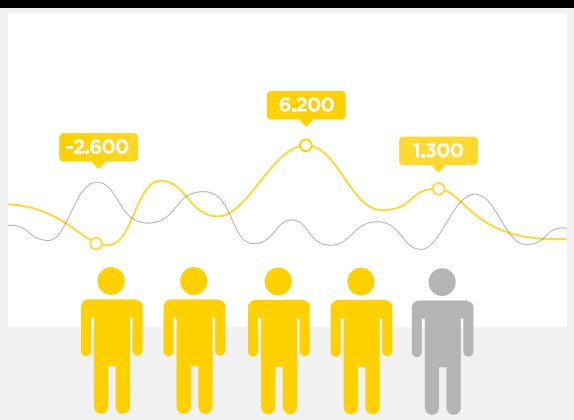

4 in 5 decision makers see MACH as a **response** to **economic volatility**



85% of organizations increased the amount of **MACH in their infrastructure** in the past 12 months.



Over nine in ten decision makers (91%) consider **sustainability** to be moderately or very important when **defining tech stack** and future infrastructure

Legacy is **holding** companies **back**

Organizations aren't able to increase the speed and efficiency with which upgrades are implemented.

Companies in the US report the most legacy tech and lack of leadership support for MACH

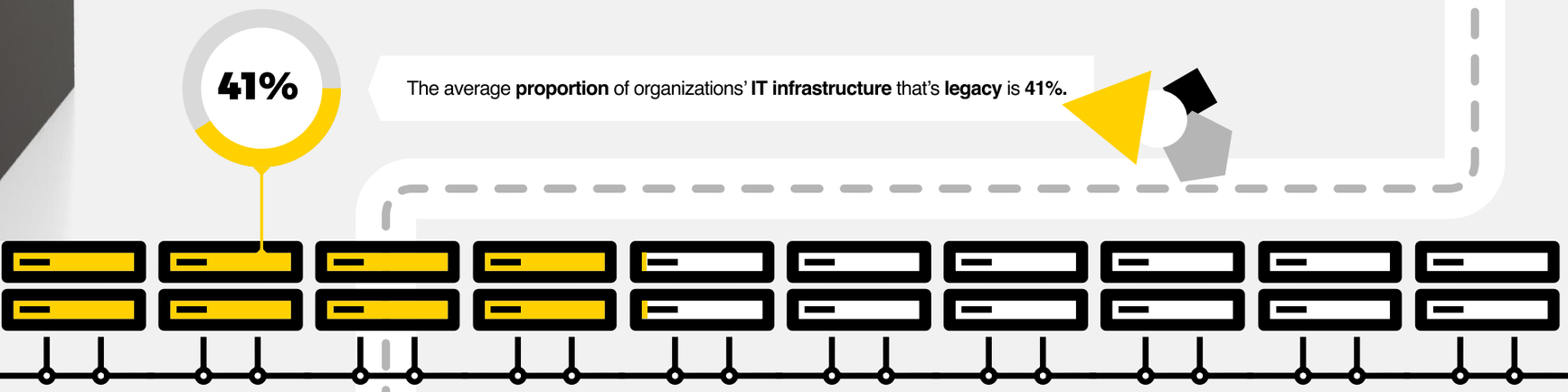

The average **proportion** of organizations' **IT infrastructure** that's **legacy** is **41%.**

Over a **quarter of respondents** said their organizations are running >cc20 projects each year to **upgrade their tech ecosystem**.

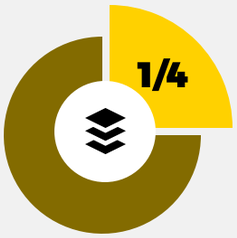

If 1/4 of 2023 forecast global software spending ($856bn) was spent on upgrades, that would represent more than $200bn that could be spent on innovation.



In 21% of organizations, upgrades are taking up over half of IT teams' time

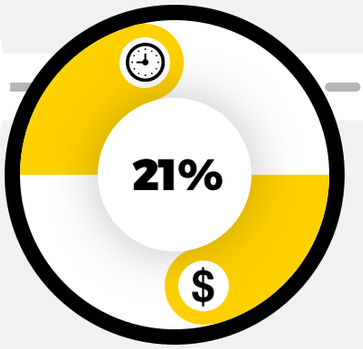

One in five (21%) are spending over half of their IT budget on upgrades.

The **urgency** to **innovate** is pressing

	MACH Adoption
'22	75%
'23	68%

The proportion who believe they are ahead has fallen from 75% in 2022 to 68% in 2023, indicating an increased perception that organizations are struggling to keep up with the pace of MACH adoption.

While three quarters say economic volatility has made end-users more demanding (76%), one fifth say their infrastructure isn't keeping up with customer demands.

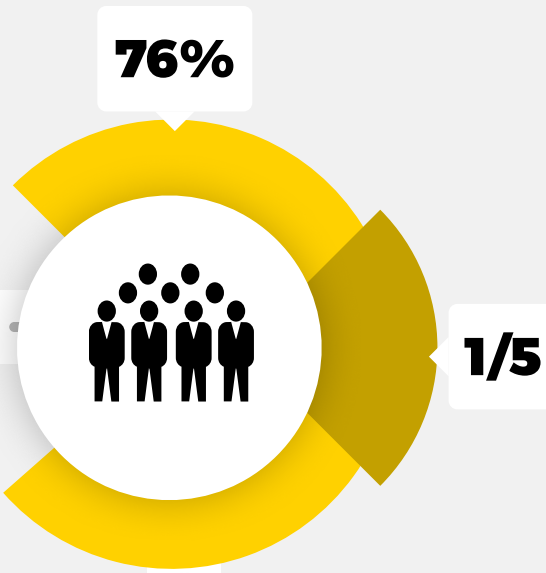



39% of organizations in the US, Germany and UK are focusing investment on the front-end (tech they want) (reduced from 49% in 2022). The proportion investing primarily in the back-end (tech they need) has risen from 15% to 18%.

MACH is on the rise **resistance to change is shrinking**

Organizations which are bold, agile, proactive and early adopters are more likely to increase the MACH elements in their architecture in the short and long term than those who are cautious, cumbersome, reactive and late adopters.

Resistance to change among IT teams is shrinking.

A third (32%) said they significantly increased MACH elements within the past 12 months.

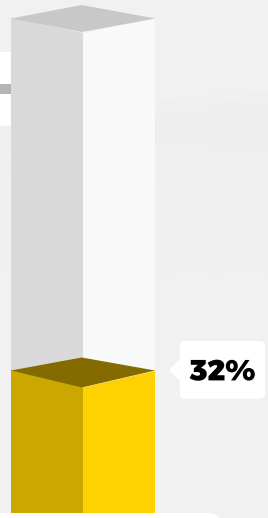

MACH ALLIANCE

Drivers behind transition to MACH getting stronger 2023 versus 2022:

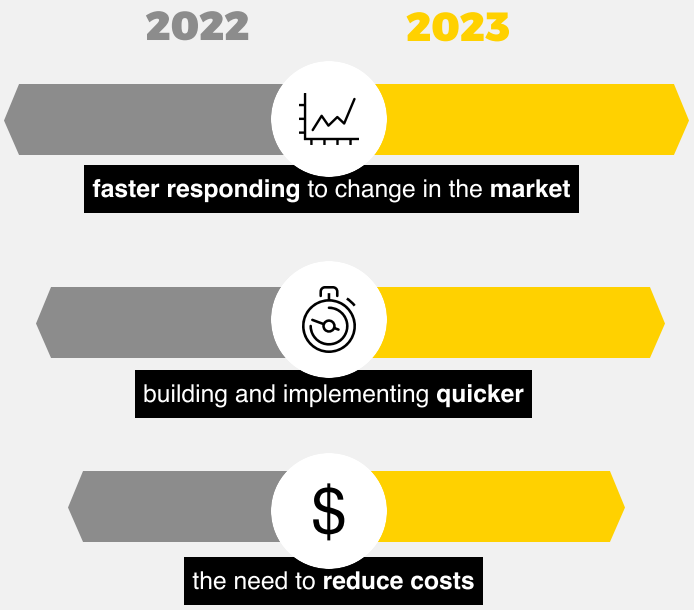

MACH is gaining traction as a **back-end option.**

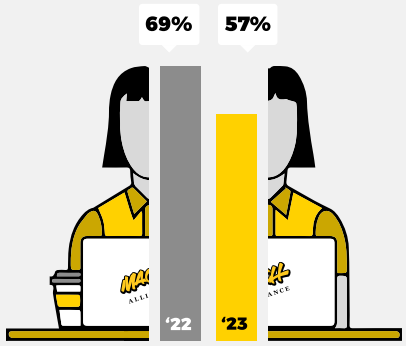

Between 2022 and 2023, the proportion who agree that MACH architecture applies more to front-end processes than back-end has decreased from 69% to 57%.

50%

MACH makes up just less than 50% of back-end and front-end infrastructures.

81% plan to increase MACH (elements in their architecture) in the next 6 months.

Greatest adoption expected in organizations of 25,000 or more employees, with 87% expecting to increase adoption in this period, compared to 79% of organizations with 5,000 to 9,999 employees.

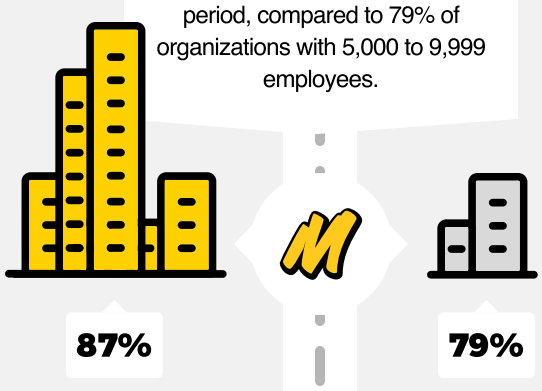

MACH adopters are more bold, agile and responsive.

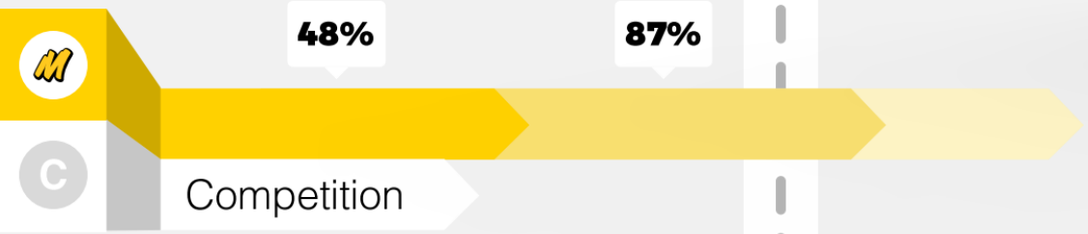

87% of those who have significantly increased MACH believe they are ahead of the competition.
48% of those where MACH has not increased believe they are ahead of the competition